


10165000	<b>DATA SHEET</b>	
Valid from: 01.04.2022	<b>EPIC® H-B 48 SG</b>	

## Description

- The large, robust housing for two inserts in one connector
- Power and data in one connector



## General Characteristics

Series	H-B 48
Version	Surface-mount base
Locking	Single lever
Cable entry	Lateral, see table
Gland body	See table
Protection (DIN EN 60529)	IP 65 (latched)
Temperature Range	-40°C to +100°C, short term up to +125°C

## Materials / Surfaces

Housing	Aluminium alloy, powder-coated, grey
Locking	Steel, zinc-plated
Gland body	Brass, nickel plated
Sealing	NBR


## Standard

Safety Standard	IEC 61984
-----------------	-----------

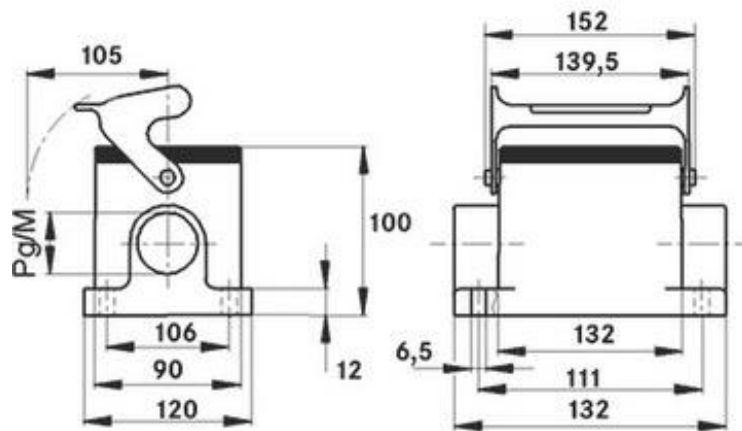
## Versions

Article number	Article description	Cable entry (right)	Cable entry (left)	Gland body
10165000	EPIC® H-B 48 SGR 29 ZW	Pg 29	-	Yes
10165100	EPIC® H-B 48 SGR 36 ZW	Pg 36	-	Yes
10166000	EPIC® H-B 48 SGRL 29 ZW	Pg 29	Pg 29	Yes
10166100	EPIC® H-B 48 SGRL 36 ZW	Pg 36	Pg 36	Yes
19165000	EPIC® H-B 48 SGR M32 ZW	M32	-	Yes
19165100	EPIC® H-B 48 SGR M40 ZW	M40	-	Yes
19166000	EPIC® H-B 48 SGRL M32 ZW	M32	M32	Yes
19166100	EPIC® H-B 48 SGRL M40 ZW	M40	M40	Yes

Creator: BEGE1/PDP Released: IVSE1/PDP	Document: DB10165000EN Version: 00	Page 1 of 2
---	---------------------------------------	-------------

10165000	<b>DATA SHEET</b>	
Valid from: 01.04.2022	<b>EPIC® H-B 48 SG</b>	

### Technical Drawings



Industrial machinery and plant engineering



Mechanical resistance



Robust



Waterproof

### Application range

Plant engineering, Plastics industry

### Remark

Photographs are not to scale and do not represent detailed images of the respective products.

Creator: BEGE1/PDP Released: IVSE1/PDP	Document: DB10165000EN Version: 00	Page 2 of 2
---	---------------------------------------	-------------