


PRODUCT DATASHEET

BLKH RD 250 P 9.5W CPS WT

BULKHEAD ROUND | Robust wall and ceiling luminaire with IP65 and IK10 protection



Areas of application

- Direct replacement for luminaires with fluorescent lamps
- Corridors, stairways, entrance areas
- Passages, underpasses
- Public areas

Product benefits

- Highly versatile due to selectable CCT and power steps (Multi Color / Multi Lumen) on the driver
- Flexible mounting patterns for convenient installation
- Suitable for use in dusty and damp locations thanks to high IP rating
- Suitable for use in public areas thanks to high IK rating
- Separate decor element available for an aesthetic and functional product design

Product features

- UV-stabilized polycarbonate (PC) housing, PC-diffuser
- High luminous efficacy: > 120 lm/W for 3000 K and 4000 K
- Impact resistance: IK10
- Type of protection: IP65
- Push wire terminal for tool-free connection
- Through-wiring possible

TECHNICAL DATA

Electrical data

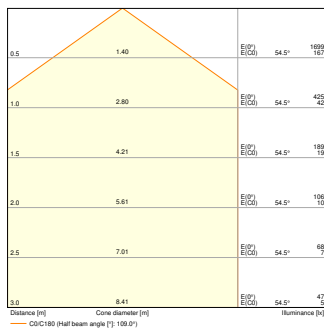
Nominal wattage	9.5 W / 8 W / 6.5 W / 5.5 W ¹⁾
Nominal voltage	220...240 V
Mains frequency	0/50/60 Hz
Nominal current	42...37...30...25 mA
Inrush current	3.44 A
Inrush current time T_{h50}	3.284 μ s
Max. number of luminaires per miniature circuit breaker B16	248
Max. number of luminaires per miniature circuit breaker C10	155
Max. number of luminaires per miniature circuit breaker C16	248
Power factor λ	> 0.80
Total harmonic distortion	< 15 %
Protection class	II
Operating mode	Integrated LED driver

¹⁾ For possible options refer to lumen/power table image

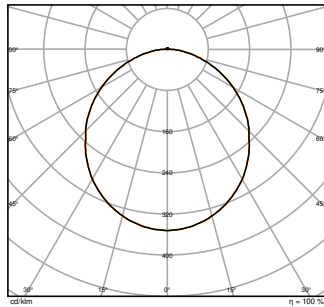
Photometrical data

Luminous flux	1220 lm / 1070 lm / 860 lm / 710 lm ¹⁾
Luminous efficacy	128 lm/W / 132 lm/W / 129 lm/W ¹⁾
Color temperature	3000 K / 4000 K
Light color (designation)	Warm White / Cool White
Color rendering index Ra	> 80
Standard deviation of color matching	5 sdcn
Low flicker	Yes
Flickering metric (Pst LM)	<1
Stroboscope effect metric (SVM)	<0.4
Photobiological safety group acc. to EN62778	RG0
Beam angle	120 °

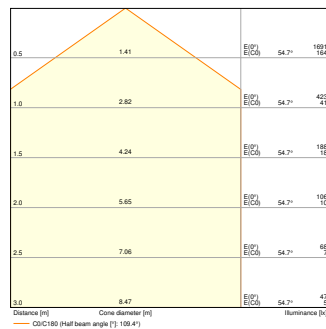
¹⁾ For possible options refer to lumen/power table image



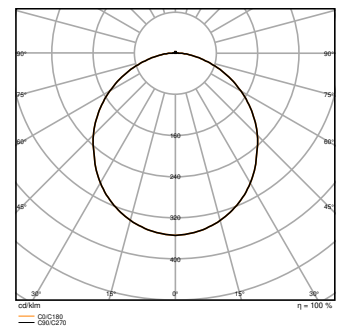
BLKH 250 P 10W 830 1200lm



BLKH 250 P 10W 840 1200lm




BLKH 250 P 10W 840 1200lm



BLKH 250 P 10W 830 1200lm

Dimensions & Weight

Diameter	262.00 mm
Height	73.00 mm
Product weight	805.00 g



BLKH RD/SEN/EM 250 P 10W CPS

Materials & Colors

Product color	White
Housing color	White
Body material	Polycarbonate (PC)
Cover material	Polycarbonate (PC)

Light emitting surface material	Polycarbonate (PC)
Glow Wire Test according to IEC 60695-2-12	850 °C
Mercury content	0.0 mg

Application & Mounting

Ambient temperature range	-20...+40 °C
Temperature range at storage	-20...+80 °C
Type of connection	Screwless terminal
Type of protection	IP65
Protection class IK (shock resistance)	IK10
Dimmable	No
Mounting type	Surface
Mounting location	Ceiling / Wall
LED module replaceable	Only by an expert
With light source	Yes

Lifespan

Lifespan L70/B50 at 25 °C	70000 h ¹⁾
Lifespan L80/B10 at 25 °C	55000 h ¹⁾
Lifespan L90/B10 at 25 °C	40000 h
Number of switching cycles	100000

¹⁾ t[h]: L70 / B50 @ 25 °C (Ta), t[h]: L80 / B10 @ 25 °C (Ta), t[h]: L90 / B10 @ 25 °C (Ta)

Control gear

Output current	350...300...250...200 mA
ECG - Output ripple current	< 5 %

Certificates & Standards

Standards	CE / CB / UKCA / EAC / ENEC
Luminaire with limited surface temperature, "D sign"	No
Ball shot safe	No















Additional product data

Product remark	Available from September 2024
Added function	EVERLOOP / MULTI SELECT

EQUIPMENT / ACCESSORIES

- Additional cover rings in different designs available
- Mounting screws and dowels included
- Anti-theft screw included

DOWNLOAD DATA

Documents and certificates		Document name
	User Instruction	BLKH RD GEN2
	Addon Technical Information	Light Source Insert BLKH RD GEN2
	Legal information	Legal Insert BLKH RD
Photometric and lighting design files		Document name
	IES file (IES)	BLKH 250 P 10W 830 1200lm
	IES file (IES)	BLKH 250 P 10W 840 1200lm
	LDT file (Eulumdat)	BLKH 250 P 10W 830 1200lm
	LDT file (Eulumdat)	BLKH 250 P 10W 840 1200lm
	UGR file (UGR table)	BLKH 250 P 10W 830 1200lm
	UGR file (UGR table)	BLKH 250 P 10W 840 1200lm
	LDC typ cone	BLKH 250 P 10W 830 1200lm
	LDC typ cone	BLKH 250 P 10W 840 1200lm
	LDC typ polar	BLKH 250 P 10W 830 1200lm
	LDC typ polar	BLKH 250 P 10W 840 1200lm
CAD/BIM files		Document name
	CAD_STEP_3D	BLKH G2 250

LOGISTICAL DATA

Product code	Packaging unit (Pieces/Unit)	Dimensions (length x width x height)	Gross weight	Volume
4099854286100	Folding box 1	77 mm x 266 mm x 266 mm	908.00 g	5.45 dm ³
4099854286117	Shipping box 8	545 mm x 280 mm x 335 mm	7814.00 g	51.12 dm ³

The mentioned product code describes the smallest quantity unit which can be ordered. One shipping unit can contain one or more single products. When placing an order, for the quantity please enter single or multiples of a shipping unit.

ADDITIONAL CATALOG INFORMATION

BLKH RD 250					BLKH RD SEN 250				
WAC	6.5	8	12.5	18	WAC	18	24	36	48
T #PartNo	4050-3000-4050-4050-3000-4050-3000-4050-3000				T #PartNo	4050-3000-4050-4050-3000-4050-3000-4050-3000			
lm	1020 1100 1070 1020 880 800 770 980				lm	1020 1100 1070 1020 880 800 770 970			
lm/W	126 125 122 122 125 128 128 128				lm/W	122 118 123 124 125 124 118 112			

BLKH RD 300					BLKH RD SEN 300				
WAC	17	18	24	36	WAC	18	24	36	48
T #PartNo	4050-3000-4050-3000-4050-3000-4050-3000				T #PartNo	4050-3000-4050-3000-4050-3000-4050-3000			
lm	2270 2140 1990 1880 1750 1620 1400 1210				lm	2280 2190 1990 1880 1690 1610 1500 1320			
lm/W	132 129 122 122 125 128 128 128				lm/W	128 125 127 121 122 122 122 122			

	B10	B16	C10	C16
BLKH RD 250 P 15W CPS BK	155	248	155	248
BLKH RD 250 P 15W CPS WT				
BLKH RD 300 P 18W CPS BK	63	79	63	101
BLKH RD 300 P 18W CPS WT				
BLKH RD SEN 250 P 15W CPS BK	140	224	140	224
BLKH RD SEN 250 P 15W CPS WT				
BLKH RD SEN 300 P 18W CPS BK	63	79	63	101
BLKH RD SEN 300 P 18W CPS WT				

References / Links

- For Guarantee see www.ledvance.com/guarantee

DISCLAIMER

Subject to change without notice. Errors and omission excepted. Always make sure to use the most recent release.