

PRODUCT DATASHEET

LED Line 118 150 300° DIM P 18.2W 827 Clear R7s

LED LINE R7s DIM P | Dimmable double-ended special LED lamps



Areas of application

- General illumination within ambient temperatures from -20...+40 °C
- Hospitality
- Domestic applications
- Outdoor use in suitable outdoor luminaires only

Product benefits

- Fits into most R7s luminaires thanks to excentric base
- Good all-around light emission
- Lower thermal output (compared with the standard reference product)
- Five year guarantee
- Lower energy consumption than incandescent or halogen lamps

Product features

- Dimmable (with many common dimmers, see also www.ledvance.com/dim)
- LED alternative to conventional R7s lamps
- Good quality of light; color rendering index $R_a \geq 80$; constant chromaticity



TECHNICAL DATA

Electrical data

Nominal wattage	18.2 W
Construction wattage	18.20 W
Nominal voltage	220...240 V
Operating mode	AC Mains
Claimed equiv. conventional lamp power	150 W
Nominal current	75 mA
Type of current	AC
Inrush current	3.11 A
Operating frequency	50/60 Hz
Mains frequency	50/60 Hz
Max. lamp number on MCB B10 A	33
Max. lamp number on MCB B16 A	42
Total harmonic distortion	< 120 %
Power factor λ	0.70

Photometrical data

Luminous flux	2452 lm
Nominal useful luminous flux 90°	2452 lm
Luminous efficacy	134 lm/W
Lumen main.fact.at end of nom.life time	0.70
Light color (designation)	Warm White
Color temperature	2700 K
Color rendering index Ra	80
Light color	827
Standard deviation of color matching	≤6 sdcn
Rated LLMF at 6,000 h	0.80
Flickering metric (Pst LM)	≤1
Stroboscope effect metric (SVM)	≤0.4



EPREL data spectral diagram PROF
LEDr 2700K

Light technical data

Beam angle	300 °
Warm-up time (60 %)	< 0.50 s
Starting time	< 0.5 s

Dimensions & Weight

Overall length	118.00 mm
Diameter	28.00 mm
Maximum diameter	28 mm
Product weight	95.00 g

Temperatures & operating conditions

Ambient temperature range	-20...+40 °C
Maximum temperature at tc test point	94 °C

Lifespan

Lifespan L70/B50 at 25 °C	25000 h
Number of switching cycles	100000
Lumen maintenance at end of service lifetime	0.70
Rated lamp survival factor at 6,000 h	≥ 0.90

Additional product data

Base (standard designation)	R7s
Mercury content	0.0 mg

Mercury-free	Yes
Design / version	Clear
Product remark	All technical parameters apply to the entire lamp / Due to the complex production process for light-emitting diodes, the typical values shown for the technical LED parameters are purely statistical values that do not necessarily match the actual technical parameters of each individual product, which can vary from the typical value

Capabilities

Dimmable	Yes ¹⁾
----------	-------------------

¹⁾ Check dimmer compatibility at [ledvance.com/compatibility](https://www.ledvance.com/compatibility)

Certificates & Standards

Energy efficiency class	E ¹⁾
Energy consumption	19.00 kWh/1000h
Type of protection	IP20
Standards	CE / EAC
Photobiological safety group acc. to EN62778	RG1

¹⁾ Energy efficiency class (EEC) on a scale of A (highest efficiency) to G (lowest efficiency)

Country-specific categorizations

Order reference	LED LINE118 150
-----------------	-----------------

LOGISTICAL DATA

Temperature range at storage	-20...+80 °C
------------------------------	--------------

Energy labelling regulation data acc EU 2019/2015




Lighting technology used	LED
Non-directional or directional	NDLS
Mains or non-mains	MLS
Light source cap-type (or other electric interface)	R7s
Connected light source (CLS)	No
Color-tuneable light source	No
Envelope	No
High luminance light source	No
Anti-glare shield	No
Correlated colour temperature type	SINGLE_VALUE
Standby power	0.00

Networked standby power for CLS	0 W
Claim of equivalent power	Yes
Length	118.00 mm
Height	28.00 mm
Width	28.00 mm
Chromaticity coordinate x	0,458
Chromaticity coordinate y	0,410
R9 Colour rendering index	1
Beam angle correspondence	SPHERE_360
Survival factor	0,90
Displacement factor	0.70
LED light source replaces a fluorescent light source	No
EPREL ID	1368325
Model number	AC45788

Safety advice

– To ensure full light efficiency and product lifetime, it is recommended to detach any glass or cover of the luminaire.

DOWNLOAD DATA

Documents and certificates		Document name
	Declarations of conformity	LED LINE SPECIAL
	Declarations Of Conformity UKCA	LED LINE SPECIAL
Photometric and lighting design files		Document name
	Spectral power distribution	EPREL data spectral diagram PROF LEDr 2700K

LOGISTICAL DATA

Product code	Packaging unit (Pieces/Unit)	Dimensions (length x width x height)	Gross weight	Volume
4099854048678	Folding box 1	30 mm x 30 mm x 122 mm	100.00 g	0.11 dm ³
4099854048685	Shipping box 20	159 mm x 129 mm x 131 mm	2054.00 g	2.69 dm ³

Product code	Packaging unit (Pieces/Unit)	Dimensions (length x width x height)	Gross weight	Volume
4099854048692	Shipping box 120	269 mm x 169 mm x 411 mm	12522.00 g	18.68 dm ³

The mentioned product code describes the smallest quantity unit which can be ordered. One shipping unit can contain one or more single products. When placing an order, for the quantity please enter single or multiples of a shipping unit.

References / Links

- For dimming conformity see www.ledvance.com/dim
- For Guarantee see www.ledvance.com/guarantee

DISCLAIMER

Subject to change without notice. Errors and omission excepted. Always make sure to use the most recent release.