



Product image may not represent the final configuration stated above.




Product Specification

 [WAP Holophane Website](#)

Holophane Wallpack LED bulkhead luminaire, manufactured from marine grade die-cast aluminium with integrated thermal management design. LED light engine modules are IP65 with individual PMMA lenses. Luminaire housing sealed to IP65 and suitable for wall mounting with rear, top, bottom and side via threaded 3/4 inch cable entry/exit points. International Dark-Sky Association Approved (colour temperatures 3000K or warmer are approved under the IDA)

This specific SKU includes:

- Series 1
- LED light engine producing c.6,000 lm with a nominal 4000K colour temperature
- High beam asymmetric distribution
- Black (RAL9005)
- Enhanced paint finish
- DALI enabled (any on site controls wiring should be completed in compliance with the respective control system's installation instructions (and limitations). Holophane cannot be held responsible for the operation of its luminaires with third party control systems)
- Conduit Thread Reducer Adapter from 3/4 inch NPT to 20mm (2 supplied in box)



Performance

Drive Current from Driver:	1,400mA
Power:	50W
Fitting Current:	0.22A
Power Factor:	0.97
Fitting Inrush:	43A - 0.26ms
Number of Drivers:	1
1x Driver 1 Inrush:	43A - 0.26ms
Max Drivers per 16A Type B MCB:	10
Max Fittings per 16A Type B MCB:	10
Total Number of LEDs:	10
Minimum Dim Level:	7 %

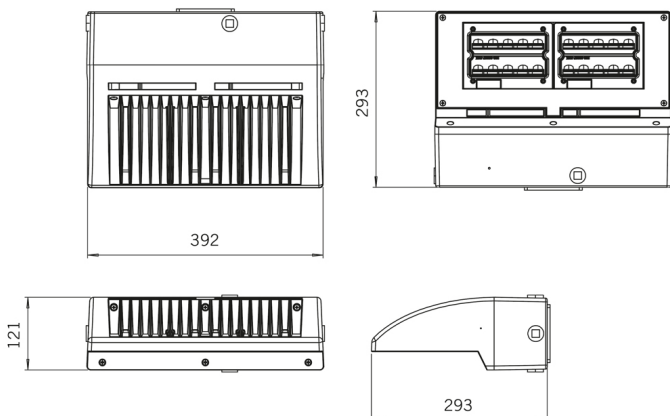


10Kg



[Installation Guide](#)

Dimensions



CIBSE TM66 - CEAM Rating

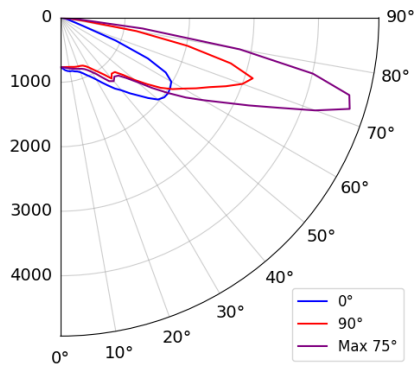
2.4*

2.5 to 4.0	1.5 to 2.5	0.5 to 1.5	0 to 0.5
Excellent circularity	Definite/ substantial progress to circularity	Some circular economy functionality	Very poor circular economy performance

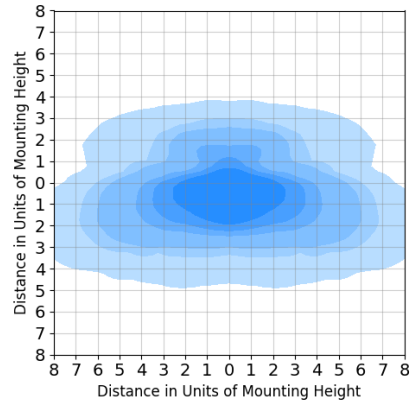
*Preliminary Rating

Photometry IES File

Polar Plot

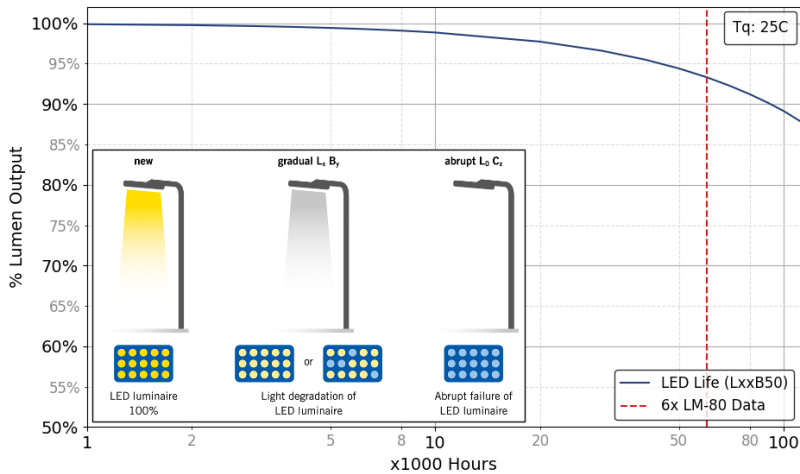


Isoilluminance Plot




Lumens:	5,680
CCT:	4000K
CRI:	70
IES File:	WAP.1.LAO64.HA



LLMF Graph



For reference purposes, the graph extrapolates beyond the recommend 6x LM-80 data in TM-21, which our calculations are based on.

Colour Temperatures

3000K 

 4000K 

Colours

Selected Colour

 **C7** Textured Black (RAL9005)

Custom Colour Available


 **RAL****** Customer specified colour

*Choosing a custom colour may increase the cost and lead time.

Standard Colours Available

 **C1** Smooth White (RAL9016)

 **C4** Smooth Graphite (RAL7011)

 **C6** Smooth Grey (RAL7035)

 **C7** Textured Black (RAL9005)

 **C9** Metallic Silver (RAL9006)

Lumen data is considered to be representative of the configuration shown, and may vary, with a tolerance on flux of +/- 7% (typical of LED manufacturer's data) and luminaire power of +/- 5%.

The specifications of the Holophane luminaires represents typical values. All descriptions, illustrations, drawings and specifications in the Holophane catalogue, Datasheets and website represent only general particulars of the goods to which they apply and shall not form part of any contract. The company reserves the right to change specifications at its discretion without prior notification or public announcement.